





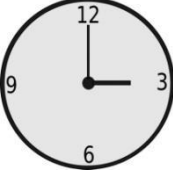




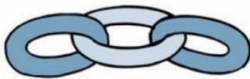









Symbols for Marking in Key Stage 1

	Finger Spaces needed
	Sound out words carefully
	Key Words
	Remember to use capital letters
	Remember to use full stops
	Take care over your handwriting
	Use time connectives
	Use speech marks carefully

	Punctuation used
	Openers used
	Use Adjectives
	Use connectives to extend your sentences

Example Marking Grid for Writing KS1

Job: To retell a familiar story					
			 When? Time Conjunction - When something happened		
			 What like? Adjective - how something is		
			 Why? Conjunction - Why something		
			Next step		
