



Parent Guide to Google Classroom

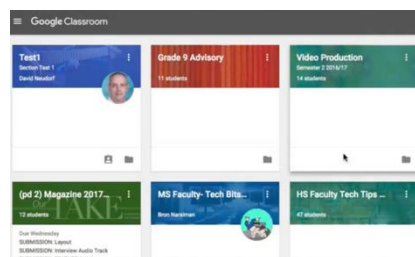
Google Classroom is an online platform where teachers can send your children work when away from school.

Accessing Google Classroom

Pupils can access Google Classroom using the mobile apps (Android and iOS), or via the web by visiting <http://classroom.google.com>

Children then log on using their email and password.

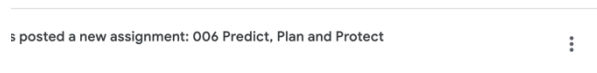
Once pupils have logged in, they will see the class overview page. From here they can see all of the classes they are registered with and a summary of any work due.



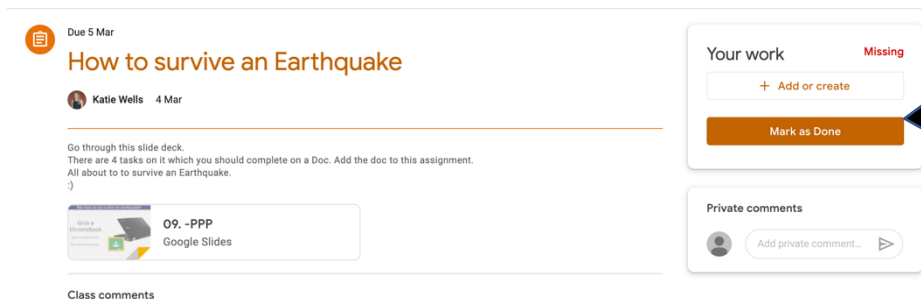
Clicking on a class will open that Classroom.

Accessing resources

Clicking on a class will show the assignments. The details of an assignment will be shown by clicking on the heading.



Children can then read the instructions and see any files attached to the assignment.



Submitting work online

The simplest way to complete the homework online is to open the attachment and complete your homework in this document. Or do it on a Doc/Slide and attach it to the document.

When you are finished, click on the MARK AS DONE button.

Alternatively, the work can be completed in books or on paper and handed in physically. Or complete work on Docs or Word and email it back to a teacher.

Teachers will detail how and when they would like the work returned in the task description